

13th Discussion Forum Life-Cycle Assessment
"Environmental Impacts of Telecommunication System and Services"
25 April 2001, École Polytechnique Fédérale Lausanne EPFL

Comment
***Yield losses
in electronics production
are significant to LCA***

by Gabor Doka
Doka Ökobilanzen
Zürich – doka@unite.ch

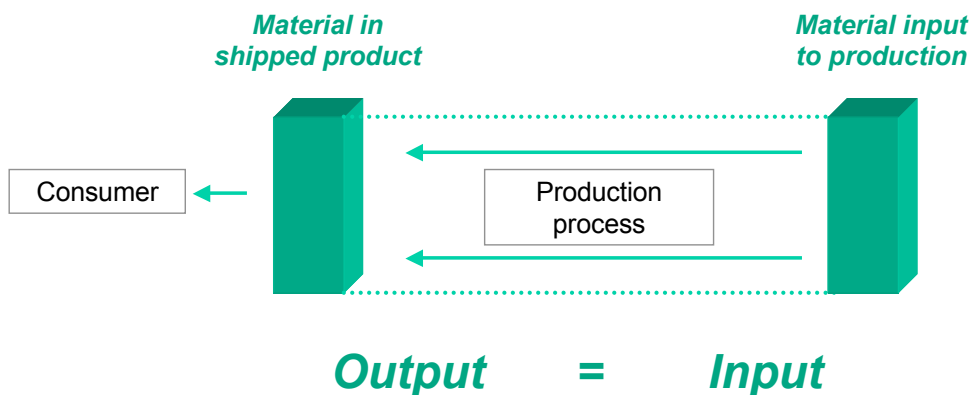
April 2001

"Yield losses in electronic products"
Doka Ökobilanzen, Zurich

1

Simplified Inventory procedure

- ◆ Material inventory determined by **disassembly of shipped product**
- ◆ **This approach is often used in LCA studies of electronic products**
- ◆ Assumes a production yield of approximately 100%...

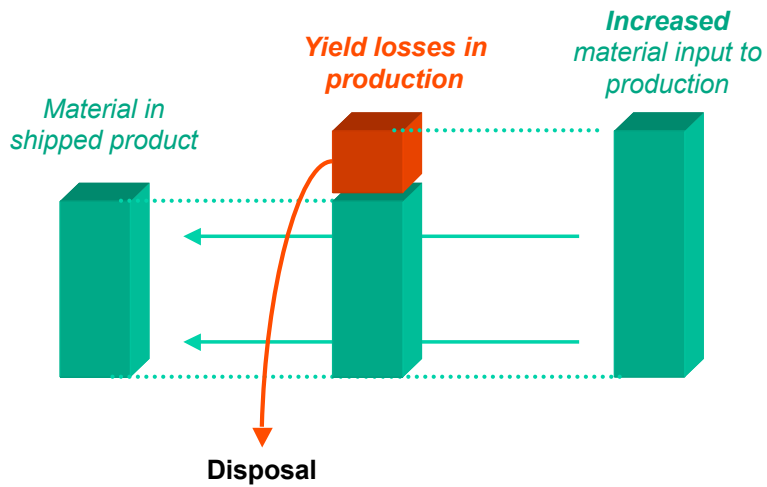


April 2001

"Yield losses in electronic products"
Doka Ökobilanzen, Zurich

2

Inventory heeding yield losses...

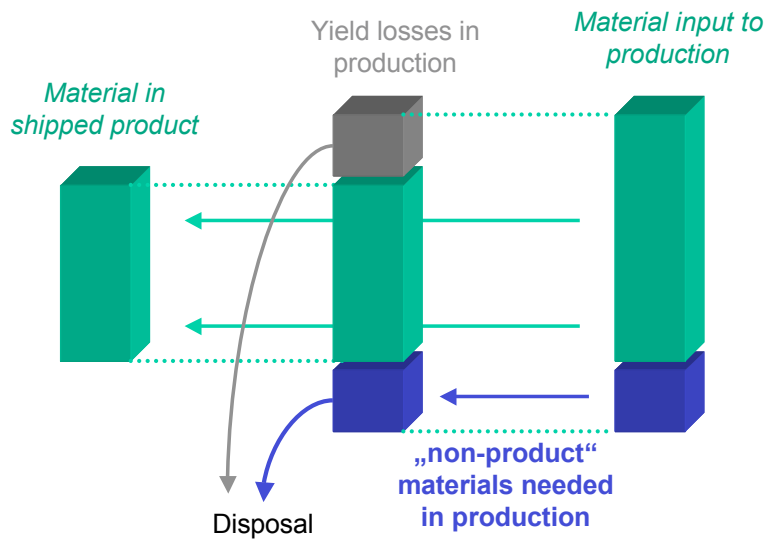


April 2001

"Yield losses in electronic products"
Doka Ökobilanzen, Zurich

3

..and auxiliary materials



April 2001

"Yield losses in electronic products"
Doka Ökobilanzen, Zurich

4

The problem

Yield losses in production of electronic components are **not generally negligible** as sometimes assumed, i.e. can be much higher than a few percent.

Production yield losses can have a considerable effect on life-cycle inventories of electronic products:

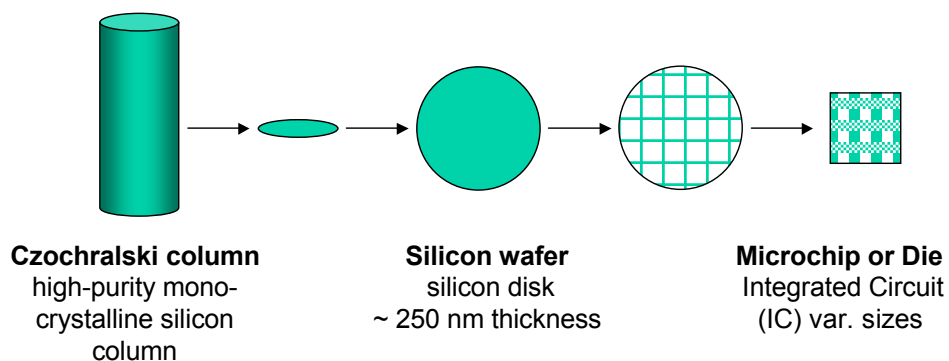
- Increased material and energy demand
- Increased waste volumes to disposal

April 2001

"Yield losses in electronic products"
Doka Ökobilanzen, Zurich

5

Example 1: Integrated Circuit (IC) production

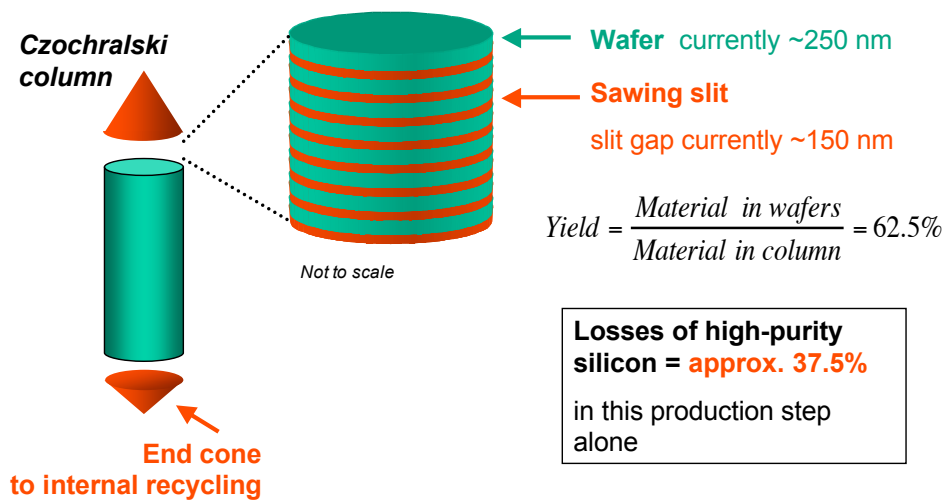


April 2001

"Yield losses in electronic products"
Doka Ökobilanzen, Zurich

6

Wafer Sawing Losses

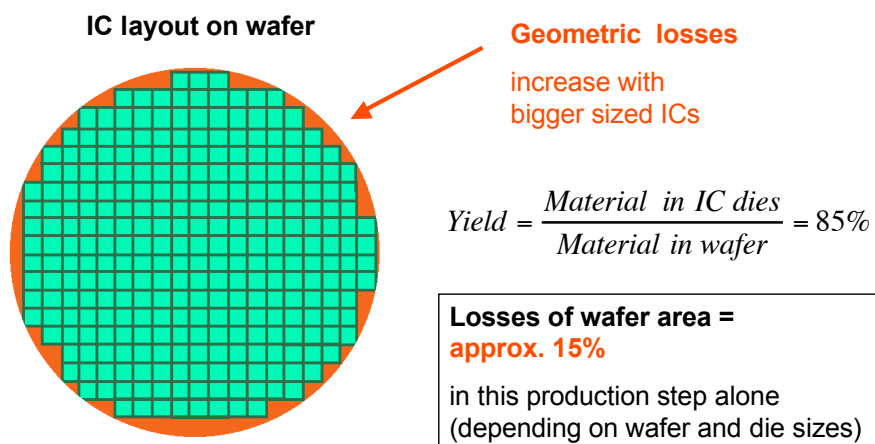


April 2001

"Yield losses in electronic products"
Doka Ökobilanzen, Zurich

7

Geometric Losses Wafer/Die



April 2001

"Yield losses in electronic products"
Doka Ökobilanzen, Zurich

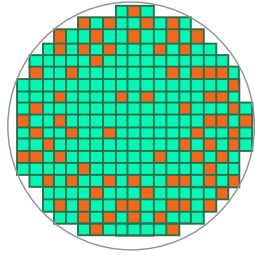
8

Yield losses in quality control

Not all produced ICs are functional due to defects.

Yield losses increase with IC area.

Yield losses decrease with development time and money.



Range of yield losses in IC production:

Introduction **84%**

Mature **22%**

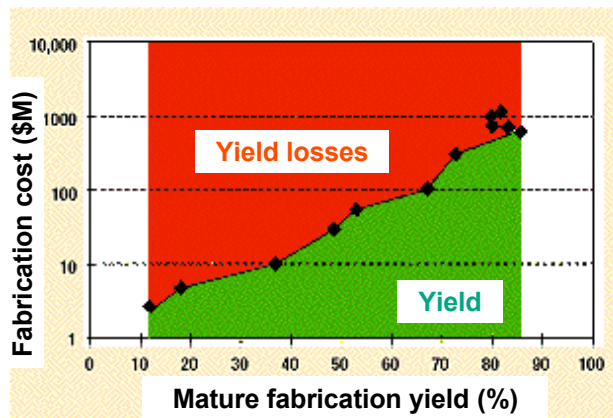
Typical figures for Ultra-large systems
Integration ULSI chips (eg. 486 or Pentium)
from P. van Zant, 'Microchip Fabrication',
McGraw-Hill, 1997

April 2001

"Yield losses in electronic products"
Doka Ökobilanzen, Zurich

9

Yield and fabrication cost



Fabrication cost vs. mature fabrication yield of Very Large Systems Integration VLSI microchip production. Yield losses decrease with development time and money. (D. Jensen, C. Gross, D. Mehta, 'New industry document explores defect reduction technology challenges', MICRO Magazine, January 1998).

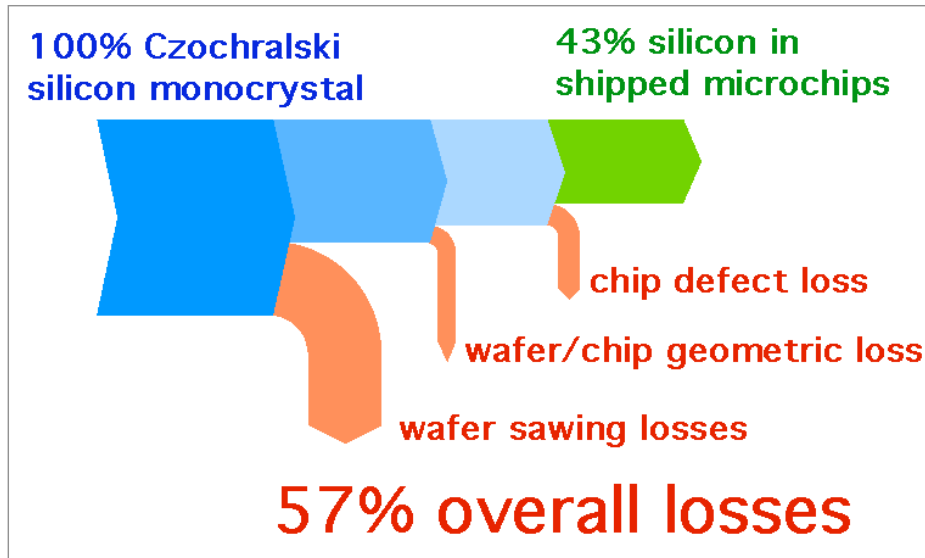
April 2001

"Yield losses in electronic products"
Doka Ökobilanzen, Zurich

10

Overall losses

Best case, i.e. 22% chip defect loss
Excluding other up- or downstream losses



April 2001

"Yield losses in electronic products"
Doka Ökobilanzen, Zurich

11

Overall losses IC production

In the **best case** (with 22% chip defect loss) the overall loss is 57%.

This increases material and energy demand by a factor of 2.4

In the **worst case** (with 84% chip defect loss) the overall loss is 92%.

This increases material and energy demand by a factor of 12.

April 2001

"Yield losses in electronic products"
Doka Ökobilanzen, Zurich

12

Example 2: LCD displays

Chunghwa Picture Tubes Ltd., Taiwan, reports a current (1999) production yield of 50%, i.e. **50% of the produced displays are not functional.**


Chunghwa Picture Tubes Ltd., Taiwan, hopes to achieve a yield of **70% in the future.** Still 30% of all displays would be not functional.

Other manufacturers like Acer Display Technologies (ADT) report similar future goals.

Source: China Economic News Service, Sep 29 1999

Example 2: LCD displays (cont.)

- TFT-LCD displays are produced from **glass panel substrates** of approx. 60 by 72 cm size
- **Six 13.3' or 14.1' displays** can be produced from one glass panel substrate.
- A **geometric loss of 15% to 23%** of the glass substrate results.



- **Overall loss** from substrate to shipped LCD display is **40% to 62%**, resulting in an **increased material and energy demand by a factor 2.6 to 1.7** (as compared to an ideal 100%-yield production).

Conclusions

- Yield losses in production of electronic components can be **much higher than usually encountered in industrial production**.
- These yield losses can **increase the material and energy demand** and **waste volumes** in production inventories considerably.
- **Infrastructure** of electronic products and components might be **environmentally more relevant** than currently assessed (with a 100%-yield inventory).
- Neglecting yield losses or assuming a near 100%-yield production in product inventories **needs to be verified**.